

Round balers  
IMPRESS

 **PÖTTINGER**

# The perfect flow






The perfect flow



The new IMPRESS 3000 series are professional class round balers. Thanks to the innovative crop flow, the IMPRESS delivers the highest capacity, with maximum forage conservation and the lowest power requirement. The baling chamber is suitable for all crops in all operating conditions. By using up to 32 knives, you can achieve the best chopping quality right up to the edge of the bale. The unique EASY MOVE knife bank, which can be pulled out from the side, gives you a whole new experience of changing knives on a round baler.

## Table of contents

	<b>The best forage</b>	4-5
	<b>Reliability</b>	6-15
	<b>Maximum versatility</b>	16-23
	<b>Convenience</b>	24-33
	<b>The highest forage quality</b>	34-43
	<b>Fixed chamber balers</b>	44-47
	<b>Variable balers</b>	48-53
	<b>Baler &amp; wrapper combinations</b>	54-65
	<b>Digital agricultural technology</b>	66-69
	Intelligent operation and ISOBUS terminals	66-67
	Manufacturer-independent data transfer – agrirouter	68-69
	<b>Accessories</b>	70-71
	<b>Technical data</b>	72-73

All information on technical data, dimensions, weights, output, etc. and the images shown, are approximate and are not binding. The machines shown do not feature country-specific equipment and may include equipment that is not supplied as standard, or is not available in all regions. Your PÖTTINGER dealership would be pleased to provide you with more information.

# The best forage



## The basis for your success

For both farmers and contractors the best forage always pays.

Focusing on the highest quality forage also helps contractors and forage dealers maintain excellent relations with existing customers and win new ones.

Achieving the best forage begins long before harvesting. A healthy, high-energy and well-balanced crop is essential. The cutting time is crucial for obtaining full energy levels from it.

Once the grass has been mown it begins to respire and lose energy. The longer it is left unattended, the less energy the forage contains. The aim, therefore, is short wilting times and optimum dry matter content in order to achieve the best quality forage.

If the forage is too dry, ensiling will not be ideal, and if it is too wet a lot of energy will be lost through fermentation.

Maintain sufficient stubble height and use PÖTTINGER agricultural technology featuring the best ground tracking to keep the forage clean and harvest forage of the highest possible quality.

## For your customers

As a contractor your task is to harvest the best forage for your customers as quickly as possible.

To encourage customers to stick with you in future, you need to ensure they are satisfied over the long term.

The success of a farmer's business depends on the quality of the forage you collect for them. If the farmer cannot fully exploit the potential yield of their herd, there is a risk of losing them as a customer if they choose to look elsewhere.

That gives you sufficient reason to do everything possible from the outset to keep the customer satisfied.

PÖTTINGER agricultural technology provides the ideal basis for this because it ensures optimum ground tracking and consequently minimal dirt ingress.

It is designed for maximum crop protection and highest output. This is doubly important because the best forage has only a short wilting period and you are already due at your next customer.



## For your livestock

As a farmer, you know: High yield livestock need a high quality basic ration.

Ruminants are fussy about their forage. The quality of the basic ration they are given, in other words its energy content, digestibility, odour and taste, determines whether your animals consume large amounts of it.

What they like most is basic ration that is clean and tasty. The amount of concentrates used can be reduced. This cuts forage costs while at the same time improving animal health.

Healthy livestock reward you with higher fertility, a longer useful life and, crucially, higher milk and meat yields.

The bottom line is that you benefit from clean, high quality forage with more profit from your farm business.

## When film binding is a must

„For me as a contractor, the subject of forage quality is very important because it motivates me to always offer better quality than my competitors. Because round silage bales represent a high cost factor for the farmer, the high quality of the round bale is essential. This is significantly influenced by the chopping quality and film & film binding. These were the decisive factors when I chose the machine, because satisfied customers are, after all, the best advertisement for my services.“

A major advantage is certainly the overhead rotor with its 32 knives and the pull-out knife bank. Even the outermost knives ensure excellent and uniform chopping quality. The extremely high bale density from the core to the outermost layer is an extremely positive feature for me as well as my customers.“

Markus Gerner  
Farmer and Contractor  
Schärding | Austria

# Reliability



## The highest priority

Reliability has the highest priority in forage harvesting. Regardless of how difficult the conditions are, the only goal is to harvest the forage to a high quality standard and before the rain. Any equipment downtime can quickly cause you to incur major costs. In addition, replacement machines are often not readily available during short harvest windows.

A reliable partner at harvest time is therefore indispensable, as is the PÖTTINGER IMPRESS.

## Reliability in all conditions

PÖTTINGER devoted particular attention to reliability in the development of the IMPRESS. Tangential crop flow into the baling chamber, optimised bale starting volume, and four starter rollers on the variable chamber models to ensure a reliable start to the bale. This is also ensured even in difficult operating conditions such as in brittle straw and wet silage while using up to 32 knives.

The reliability of the IMPRESS in combination with a short-chop system was previously not available on round balers, especially when baling straw.



## Reliable operation

Regardless of the weather, baling straw, hay or silage, reliability in all operating conditions is a key feature of the PÖTTINGER IMPRESS.

The controlled pick-up collects all the crop and transfers it to the rotor. Even if it is wet autumn grass, working on a downwards slope, or both.

The newly designed forage flow keeps the chopping system clean and operating reliably. The cleaning rollers keep the belts clean to keep the bale rotating. Once the bale has been formed, it can be tied with net or binding film.

## 38,000 bales with one set of belts

„We have been using PÖTTINGER products for 25 years and are pleased with their reliability. That was also the reason why we bought the IMPRESS 155 V PRO in 2016. Now it has 38,000 bales on the counter - about 75% with straw and 25% with hay.

So far, the main drive chains have only been replaced once and the smaller chains twice. The belts are still the originals. The baler is extremely reliable and does a great job. Typical PÖTTINGER.“

Vít Řehounek (Ing.)  
ZERAS a.s. Pod Kunětickou horou  
Pardubice Region | Czech Republic

# Reliability



1 Controlled floating pick-up

2 LIFTUP rotor

3 Chopping system

4 Guide rotor

5 Starter rollers





## The perfect flow

The tangential feed flow is one of the key features of the PÖTTINGER IMPRESS. The forage is conveyed over the rotor and fed into the baling chamber at a tangent. This smooth, straight feed flow, without the forage being deflected, means that not only is the forage conserved, but also that less power is required while throughput capacity is increased.

## Controlled floating pick-up

Efficient collection of all types of crop

## LIFTUP rotor

High capacity performance

## Top-mounted chopping system

Knife slot and protection system stay clean

## Guide rotor (in duct)

Keeps the net feed area clean

## Starter rollers

For a reliable start to each bale

# Reliability



## Controlled floating pick-up

On the IMPRESS pick-up the tines are controlled from both sides by cam tracks made of steel and are supported centrally. This design of pick-up has the following advantages:

- Slightly trailing tine angle for better contour tracking without scraping the ground
- Active forage transfer to the rotor by using the full length of the tine up to just before the rotor (control point)
- Tine dips down at a right angle to prevent the forage from being drawn in
- Less combing of the forage due to lower speed for better chopping quality (fewer lengthwise stalks)
- Reduced ejection due to low speed
- Reliable collection driving downhill
- Maximum conveying performance at high driving speeds
- Reliable intake, even in difficult harvesting conditions

The central suspension of the pick-up allows side-to-side movement of 120 mm. Side-mounted jockey wheels that are easily height-adjustable, guide the pick-up over uneven ground. The wheels contact the ground on exactly the same line as the tines.


## Perfect forage flow at high speeds

An adjustable swath roller with a diameter of 200 mm and adjustable crop transfer rods ensure perfect forage flow even at high driving speeds. The entire unit follows the transverse movement of the pick-up so that smooth operation is always ensured.



## Two feed augers

Two feed augers on each side ensure optimum crop flow. Especially with dry material, these actively convey large volumes for enormous intake capacity.



## Maximum width for maximum performance

With a working width of up to 2.30 m, even wide swaths can be picked up quickly and tidily. Driving into the swath and cornering are also much easier so driver fatigue is minimised.

## Two pick-up widths

- **IMPRESS MASTER:**  
Standard 2.05 m, with rigid jockey wheels, optional 2.30 m with trailing jockey wheels.
- **IMPRESS PRO:**  
Standard 2.30 m with trailing jockey wheels.


## Height guidance if required

Height-adjustable jockey wheels with 16 x 6.5 - 8 tyres handle the guidance of the pick-up. The floating function allows the pick-up to be operated without jockey wheels. In this mode, the height can be set to 8 positions. If necessary, the pick-up can move upwards.

## Reduced ground pressure

Challenging conditions may require the ground pressure of the pick-up to be adjusted. Weight alleviation springs can reduce the pressure acting on the ground to approx. 100 kg. This works especially well in wet and boggy conditions to protect the fragile sward.

# Reliability



## LIFTUP rotor

The special feature of the rotors on PÖTTINGER IMPRESS balers is their direction of rotation. They convey the crop above the rotor. With a diameter of 650 mm, they deliver an enormous throughput capacity.

The design of the rotor is always optimised to the specifications of each model. This means that in addition to a straight forward feed rotor, there is also a choice of two chopping rotors for balers with 16 or 32 knives. The rotor tines are made of high-strength steel to ensure trouble-free and safe operation.


## Reliable bale start

With LIFTUP technology, the rotor guides the forage tangentially into the chamber where it is set in rotation by 4 starter rollers. The rotor additionally supports the rotation of the bale because it constantly feeds new forage in the direction of rotation into the circumference of the bale without deflection.

## Top-mounted chopping system

LIFTUP technology places the chopping system above the rotor. The knives are therefore above the rotor. Because gravity keeps the knives clean, contaminated knife slots are history from now on. The knives can pivot in and out reliably and the knife protection system works unhindered. If a blockage does occur in the rotor area, the chopping system floor can also be shifted hydraulically to create additional space.





## Wide-spread effect for the perfect bale shape

Thanks to the patented, offset, V-shaped arrangement of the rotor tines, the baling chamber is automatically fed with a wide flow of crop. This reduces the amount of weaving needed to produce perfectly shaped bales. The result is stable, well-shaped bales that make things easier for the driver.



### Feed rotor

The feed rotor is installed in the variable chamber balers without a chopping system. Each tine ring is 10 mm thick.



### Chopping rotor


The chopping rotor for up to 16 knives has double tines. Each tine has a thickness of 6 mm.



### Short chop rotor

An high-strength rotor with 10-mm-thick tines pulls the forage through up to 32 knives.

# Reliability



## Secure binding

The highest baling pressure, the shortest chopped length and the highest throughput are useless if the binding system does not work reliably.

In addition to the binding unit, the binding material and external factors such as temperature and humidity also play a major role.

PÖTTINGER has developed a binding unit to counter these influences that can be adapted to your requirements.

The roll holder and hydraulic roll brake controls the roll of net or film from the outside. Damaged cardboard cores are no longer a problem. The braking effect can be conveniently set at the control terminal.

## Better guidance

The feed unit ensures that the binding material is reliably fed into the baling chamber at the beginning of the binding process, and is cropped when it is finished.



In order to keep the binding time as short as possible, the feed unit moves into position shortly before the bale is finished, this ensures it can respond immediately when the binding signal is given.

The number of layers and the braking effect can be preselected using the control terminal and saved separately for net and film. The start of the binding process can be triggered manually or using automatic functions.



## Modular binding

Regardless of whether you used net or film binding, the basic components are the same. The standard net binding unit can optionally be upgraded to film binding on the PRO models to include an additional roll holder. No matter whether fixed chamber or variable chamber, whether solo (F/V) or combined with a wrapper (FC/VC).



## Net binding

The standard binding unit includes a roller holder with a hydraulic brake. The net is pulled wide in the guide unit up to the edges of the bale or, depending on the net width, over the edges. Cylindrical bales without shoulder formation are the result. Perfect for wrapping, transport and storage. The maximum size of the binding material roll is 310 mm in diameter and 1,400 mm wide.

## Film binding

The standard roll holder can be upgraded to film binding by adding a tail binding unit. Tail binding means that the film is tied in a braid for feeding into the baling chamber and cropping at the end. This improves the feed-in performance and increases reliability. The binding process can be monitored using the camera installed. It is possible to switch between net and film by changing the roll and feed-in as well as preselecting the setting at the control terminal.

## Second roll mounting

The additional roll holder with roll brake saves you the effort of removing and inserting the heavy rolls when changing between film or net. Both types of material can be installed and then changed quickly and easily by manual threading. When selecting the new binding material, the control terminal always retrieves values last saved for the number of layers and brake settings. The second roller mount pivots to improve accessibility.

# Maximum versatility



## Proficient at all baling tasks

The key principle in the development of the IMPRESS round baler was to enable maximum versatility. Changing crops often means the machine needs to be adjusted to the new operating conditions. Although a short chopped length and maximum bale density are in demand for making silage, they are less important for harvesting hay. For contractors, the requirements can change several times a day. PÖTTINGER gives you a number of features to react quickly. That makes the IMPRESS a reliable all-rounder.

## Limitations redefined

The fixed chamber baler is still regarded worldwide as a strong silage specialist, although nowadays variable chamber balers are not only flexible in the bale size but also in the type of crop.

Dubbed "The Challenger" by the farming press, the IMPRESS V sets the new benchmark for variable chamber round balers. With a high bale density, high throughput as well as the lowest power requirement, despite the shortest chopped length, the overall package packs a serious punch to make it the most energy-efficient baler in the comparison.\*

\*Source: LANDWIRT 2/2021 "Put to the test - 6 variable round balers"





## Short thought

A chopping system makes a significant contribution to the versatility of a round baler. PÖTTINGER, leader in the loader wagon market, knows how that is done. Short chopped length for silage; long chopped length for ventilated hay and straw, depending on the requirements. With 32 knives and a theoretical chop length of 36 mm, loader wagon chopping quality is now available for the first time on round balers.


## Italian farm appreciates flexibility

Farming business Azienda Agricola Boldini Filli s.s. has a wide spectrum of crops, all of which can be baled using the IMPRESS. “We are amazed at the quality and performance of these round balers. The optimum chopping quality and the perfect ground tracking of the machine guarantee us the best forage quality. We straight away used the IMPRESS to harvest silage, hay and straw. And the IMPRESS convinced us.”

Boldini also explained that the IMPRESS delivered good results when used with a 100 hp tractor.

Giancarlo Boldini  
Farm Manager Azienda Agricola Boldini Filli s.s.  
Milan | Italy

# Maximum versatility



- 1 EASY MOVE
- 2 Central interlock
- 3 Pre-selection of knives
- 4 Fixed knife position
- 5 Knife protection system



## Chopping system

Another key feature of the PÖTTINGER IMPRESS is the design of the chopping system. LIFTUP technology places the chopping system above the rotor. The knives are therefore above the rotor. Two types of chopping systems are available (16 knives on MASTER models and 32 knives for PRO versions). Both are constructed in the same way:

### EASY MOVE - knife draw

More convenience

### Central interlock

More safety

### Knife pre-selection (group switching)

More flexibility


### Fixed knife position (knife always active)

0 to 8 knives

### Knife protection system

Highest chopping quality

## Maximum versatility



### Same chopped length across full width

PÖTTINGER makes no compromises when it comes to the knives at the edge. The chopped length is kept constant over the entire bale width.

Thanks to the tangential crop flow, the short-chopped material is fed directly into the bale and compacted at high pressure. In this way the bale is built up layer by layer. This gives the bale a very high stability.

### Full flexibility - any time

You always have a full set of knives on board and can react quickly to changing operating conditions by simply pre-selecting a knife group to choose from a wide range of chopped lengths. Because the knife slots are always clean (and do not have to be cleaned), changing knife groups is smooth and convenient. This is a major advantage of the top-mounted chopping system.



## Always sharp

The TWIN BLADE reversible knife has two blades. By simply turning the knives, a sharp set is again in use. Chopping quality goes up, while the power requirement goes down.

You can relax, because one set of knives will see you through the day.



## Individual knife protection system

Each knife is individually secured by its own spring. If a foreign object gets into the rotor, it pushes the knife back. Once the foreign object has passed, the knife pivots back automatically. The knife is protected and downtime is avoided.

## Knife group selection

With the standard knife group selection system, it is possible to react quickly to changing requirements. You can use the group selection system to either change the chopped length, or keep a fresh set of sharpened knives available.

Group selection options:  
 MASTER 0 – 16 / 8 / 8 knives  
 PRO 0 – 32 / 16 / 16 knives

## Guide rotor

Short chopped lengths can lead to increased disintegration losses. A chute and a separate rotor actively return the losses into the flow of crop just before it enters the baling chamber.

This is a decisive advantage, especially when used in alfalfa, as the valuable leaf components are particularly rich in nutrients.

# Maximum versatility




## Compaction on demand

Highly compacted, heavy bales reduce the number of bales needed. This saves net, film and above all transport costs. Short chopped material can be compacted better. However, high density bales are not always required. If the hay is still to be aerated or even ventilated, the baler needs to be able to react flexibly to these requirements. The baling pressure on the IMPRESS can be quickly adjusted using the control terminal in the tractor cab.


## Bale size on demand

The size of the bales depends on what they are going to be used for. Conditions in the field as well as transport and storage logistics can also play a role. While bales around 1.3 metres in diameter can be produced using the fixed chamber baler, variable chamber balers offer infinite flexibility between 0.8 and 1.55 metres, or even up to 1.85 metres. The bale size is conveniently set at the control terminal.



## Soft core control

The IMPRESS V variable chamber balers have 3-zone soft core control as standard. Different baling pressures can be set in different bale areas using the belt tensioner. This allows bales to be produced with a soft core, a firmer middle zone and a stabilising, higher density outer zone. All parameters such as zone ranges and baling pressures are infinitely variable and are adjusted using the control terminal.



## Silage

The short chopped length of 36 mm enables higher compaction and heavier bales. Highly compacted wilted material has better and faster PH value reduction and therefore improved fermentation stability. In addition, short chopped silage is quicker and easier to break up. This saves time and energy. The optional film & film binding further increases the quality of the silage.

## Straw

Short chopped straw can be compacted better. Higher bale weights and a lower number of bales are the immediate advantages. When the bales are consumed later on, you have additional savings in post-shredding, which is also often very dust-intensive. Because the straw has already been chopped short by the IMPRESS, it is more absorbent. In addition, the bales are easier to break up and add to a mixed ration thanks to the short chop length. In the field, balers with chopping systems are much more fuel efficient than a baler with a front-mounted straw chopper.

## Hay

When working with hay, the knives are often not needed or the number of knives is greatly reduced. The individual number of knives allows quick adaptation to the operating conditions. In addition, the hay can be optimally compacted for subsequent drying or active ventilation. With the soft core control on the variable baler, the soft bale core familiar on fixed chamber balers can be perfectly adjusted. The energy costs for bale ventilation can be dramatically reduced as a result.

# Convenience



## Relaxing day at work

Harvesting means a long day in the field. That is why it is all the more important to make your work as convenient as possible. As the driver you are always relaxed, awake and efficient. The IMPRESS offers a range of equipment that is easy to use. The IMPRESS PRO also delivers a wide range of automatic functions. Ideal for maximum throughput every day.

## Convenient and safe

With the EASY MOVE pull-out knife bank, maintenance work can be performed outside the baler and outside the danger zone of the tailgate. You can work on the knives while standing with an upright posture. This ensures maximum work safety and also keeps you clean, as you do not have to climb into the baler.

The knives cannot become jammed because the knife slots are always clean thanks to the top-mounted chopping system.

This makes for an enjoyable working day.





## Enjoy your work

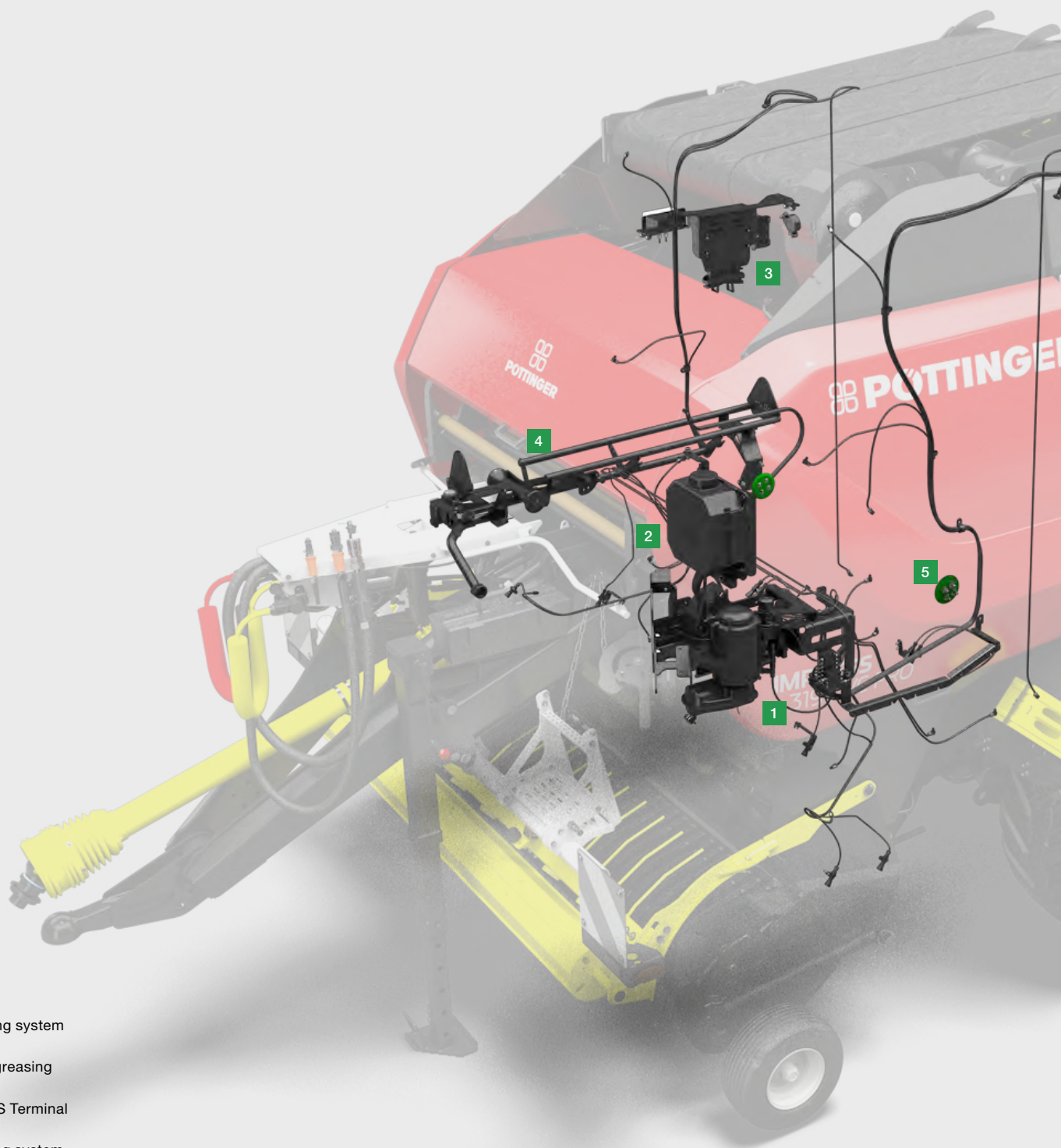
Easy operation, convenient roll changes and fast maintenance increase the enjoyment of using the machine and boost the driver's motivation. Motivated drivers identify more strongly with the machine and look after it better as a result. A win-win situation for all involved.

## Automatic tailgate saves time

Stéphane Simon of GAEC Simon France is enthusiastic: "The IMPRESS gives me maximum versatility in operation, regardless of whether it is with grass or straw. In the field I appreciate the performance of the floating pick-up, the high chopping quality with the 32 reversible knives as well as perfect bale formation with a very high density. I am also really pleased with the automatic tailgate function, which saves me a lot of time."

Stéphane Simon  
Farm Manager  
Normandy | France

# Convenience



- 1** Greasing system
- 2** Chain greasing
- 3** ISOBUS Terminal
- 4** Handling system
- 5** Moisture meter



## Maximum convenience

The PÖTTINGER IMPRESS is designed for a high level of operator convenience. It features a chain greasing system and the unique EASY MOVE pull-out knife bank. In addition to hardware, software can also make your workday life easier. This was the focus of the PRO models in particular.

### Greasing system

Takes next to no time

### Chain greasing

Large container

### ISOBUS control for automatic functions

Make your working day easier

### Handling system

Easy to change the binding material

### Moisture meter

Maximum daily capacity for dry material

### Lighting

Facilitates work even at night

### EASY MOVE

More convenience

# Convenience



## EASY MOVE

### Unique on round balers

Pull-out or swing-out knife banks are known mainly on loader wagons. The PÖTTINGER IMPRESS now brings the same level of convenience to round balers as well. The result is being able to work while standing in an upright position, out of the tailgate danger zone. Ergonomic and safe.

The knife group selection system can be operated without pulling out the knife bank. Dummy knives are not required thanks to the top-mounted knife bank on the IMPRESS. The knife slots always stay clean.

## Knife changes

Changing the knives is quick and easy.

- Lower the pick-up and swing out the knives
- Remove the hydraulic cylinder, release the knife bank and pull out
- Release the knife
- Turnover, replace or reposition the knife
- Secure the knife
- Push in the knife bank, attach the hydraulic cylinder, swing knives back in

The key tool, the chopping system lever, is positioned within easy reach on the baler. It is required for mechanical functions such as releasing knives and preselection. Operator errors are ruled out thanks to a clever mechanism that prevents the knife bank from being pushed back in if the knives are not locked.



## Group switching

The mechanical knife group switching system is standard on IMPRESS MASTER and PRO models. Pre-selection is done by rotating the control shafts with the chopping system lever. The knives are grouped by manually inserting the knives on one of the two control shafts. A fixed position allows the grouping of knives that are always engaged. As an option, group switching can be done hydraulically on PRO models.



## TWIN BLADE

Sharp knives as quick as a flash.

With the standard TWIN BLADE reversible knives, you get twice the service life in one set of knives. In combination with the EASY MOVE pull-out knife bank, changing knives is straightforward and simple, saving working time and motivating employees.

## Compressed air cleaning

Leave the dirt where it comes from - in the field. Cleaning with compressed air straight away simplifies cleaning the machine enormously. The optional hose reel with cleaning lance is mounted above the drawbar and can be swivelled through 180°.

This option is available for machines with an air brakes system.

## Moisture meter

Moisture determines the storage life of the dry crop. With the optional moisture meter, you can keep an eye on moisture levels at the control terminal over the entire course of the day. This makes it possible to keep baling until the last minute. There is no need to leave the cab and manually measure the bales or to carry a separate measuring device. Available as an optional on PRO models.

# Convenience



## Reserve rolls

All IMPRESS models have two spare roll holders as standard. This means that together with the second roll holder on the binding unit, up to 4 rolls of binding material can be carried on-board.

## Handling system

Loading the binding unit means lifting the heavy rolls. The optional handling system makes this process much easier. This turns the right spare roll holder into a loading aid. The roller only has to be pushed onto the chosen roll holder. Sliding rollers simplify the process and protect the binding material.

## Lighting

In summer the working days are long while in autumn daylight is scarce. However it works out, with the optional lighting package you'll always have everything in view. The

work lights are conveniently operated from the driver's seat using the control terminal. LED floodlights reliably light up the area behind the machine for depositing bales. An LED strip illuminates the intake area of the pick-up and rotor. There are also LED strips with switches under the side flaps and under the binding unit cover to make maintenance and changing the binding material easier.

## Camera equipment

The optional camera equipment gives you a better view during bale discharge. Display the image on a compatible tractor terminal or an optional monitor. This can split the screen to display up to 4 camera images simultaneously. Cameras are particularly helpful on steep terrain, as you have a direct view of the bale leaving the baling chamber. This allows you to react more quickly if there is a problem.



## Automatic binding

All IMPRESS models start the binding process automatically. The binding process starts with a time delay after the "full signal". The delay time is freely adjustable. PRO models also have the option of starting the binding process after stopping the baler, so that the process starts automatically after the "full signal" and the tractor has stopped. This ensures that no more crop is fed in.



## Automatic pick-up lift

Particularly on steep terrain and in small fields, it is often necessary to reverse the machine. That is when the IMPRESS PRO automatically lifts the pick-up. This makes life easier for the driver and protects the sward. Lifting the pick-up can be triggered either by the binding signal or, if available, by a reversing signal from the tractor.

## Automatic tailgate

At the end of the bale binding process, you can have the tailgate on PRO models open automatically. If the machine has a bale kicker, this indicates when a bale is ejected. Once the bale has left the kicker, the tailgate closes again automatically. Shortest waiting times and maximum throughput are thus guaranteed throughout the day, independently of the driver.

## Automatic chopping system

Blockages cannot be avoided with irregular swaths or when driving at the throughput limit. It is then important they can be removed quickly. On the IMPRESS, simply push a button to relieve the pressure on the knives and release the blockage. When the rotor starts turning again, the knives engage again automatically. Optional on PRO models

## Bale catch function

The IMPRESS V PRO can also be equipped with a bale catch function. This opens that tailgate far enough for the bale to be ejected from the chamber, but it is still held on-board the baler.

# Convenience



## More than just a drawbar

The drawbar on the IMPRESS can be used for either high or low hitching. The coupling height can be perfectly adjusted to the tractor using a spindle with fine toothing.

A hydraulic parallel lift drawbar is also available as an optional on PRO models. This is damped and enhances driving comfort.

It allows quick and easy adjustment of the coupling height when changing tractors. If forage builds up in front of the pick-up, raising the parallel lift drawbar can create more space for the material to pass.

Even difficult field entrances can be easily negotiated thanks to the adjustment option of the hydraulic parallel lift drawbar.

## A good match

Thanks to a comprehensive range of drawbar eyes, the IMPRESS can be ideally matched to your tractor. Drawbar extensions are available for working with wide tyres and dual wheels.

## Enhanced safety on the move

All balers are available with air brakes or hydraulic brakes. This enhances safety while driving in rough terrain or at high transport speeds on the road.

Depending on country-specific regulations, solo balers are also available without a braking system.





## Ingenious driveline

With all the mechanical drives on the left-hand side and all electronic components and hydraulics on the right-hand side, the machine has a very tidy layout.

PTOs for MASTER models are driven at 540 rpm and for PRO models at 1000 rpm. The 1000 rpm PTO option is also available for all the other models.



## Service counter

Who last greased the machine, and when?

Especially with large fleets of equipment and different drivers, these things are soon forgotten. As a result, there is too much or too little greasing. This can affect the service life of many components.

With the service counter fitted as standard, the machine keeps track of the intervals itself and informs the driver about the need for maintenance.



## Greasing system

MASTER models have greasing points for the bearings with short lubrication intervals.

On PRO models, these greasing points are supplied by two progressive distributors.

This eliminates the time-consuming search for grease nipples.

An automatic greasing system is also available as an option on PRO models. In this case, only the grease reservoir needs to be replenished.



## Chain greasing

Chain lubrication is essential for a long chain life and is therefore fitted as standard on all IMPRESS models.

This ensures continuous greasing of the chains and a long service life.

The grease volume is preset and only regular filling of the reservoir is required.

# The highest forage quality



## Collect everything, as long as it's clean

Intake losses should be kept as low as possible, while at the same time avoiding ingress of dirt that forms clostridia and coliform bacteria in the forage. These cause butyric acid and acetic acid to form, which would considerably reduce the quality of the silage.

That is why harvesting machines need to work as close to the ground as possible without scraping. Maintaining the correct stubble height of 5-7 cm further reduces the risk of dirt ingress, because the implement does not have to work so close to the ground to collect the forage cleanly and tidily. At the same time, sufficient residual assimilation area remains for the grass to sprout again more quickly. If the field is not level, special attention must be paid to ground tracking of the machinery.

## Leave nothing behind

The job is done, but the money is still in the field. Disintegration losses are often difficult to recoup. This means plant material that is unintentionally shredded during the mowing, conditioning, tedding, raking and baling processes sinks to the ground between the stubble and can no longer be handled by the following implement. Reducing the machinery speed reduces the risk of breaking up the forage. The drier the forage, the higher the risk. In addition, longer stubble helps to prevent plant parts from falling through to the ground. Alfalfa is particularly sensitive to harvesting. Here, the valuable leaves quickly fall off the stem, which represents an enormous loss of nutrients. However, disintegration losses can never be completely prevented.



## A sure thing

Achieving the highest energy content through optimal fermentation is the ultimate goal. Once the energy-rich forage has been collected cleanly, it must be compacted into the bale to avoid air pockets. The chopping quality not only creates a good forage structure, but also helps to compact the bale even more firmly. The shorter the chopped length the better. Once the bale has been formed, it has to be baled. It is important to keep the bale shape and wrap it in film before air pockets can form. If air enters the bale, yeasts form and the forage quality decreases. With round bales, it is like baling a small silo in each bale. These are perfect for mixing different grades and are aerobically stable because they are consumed quickly.

## Short chopped length and binding film for the best forage quality

“Our aim is to produce the best quality forage possible - this is very important to us and the IMPRESS is the best choice for achieving this.

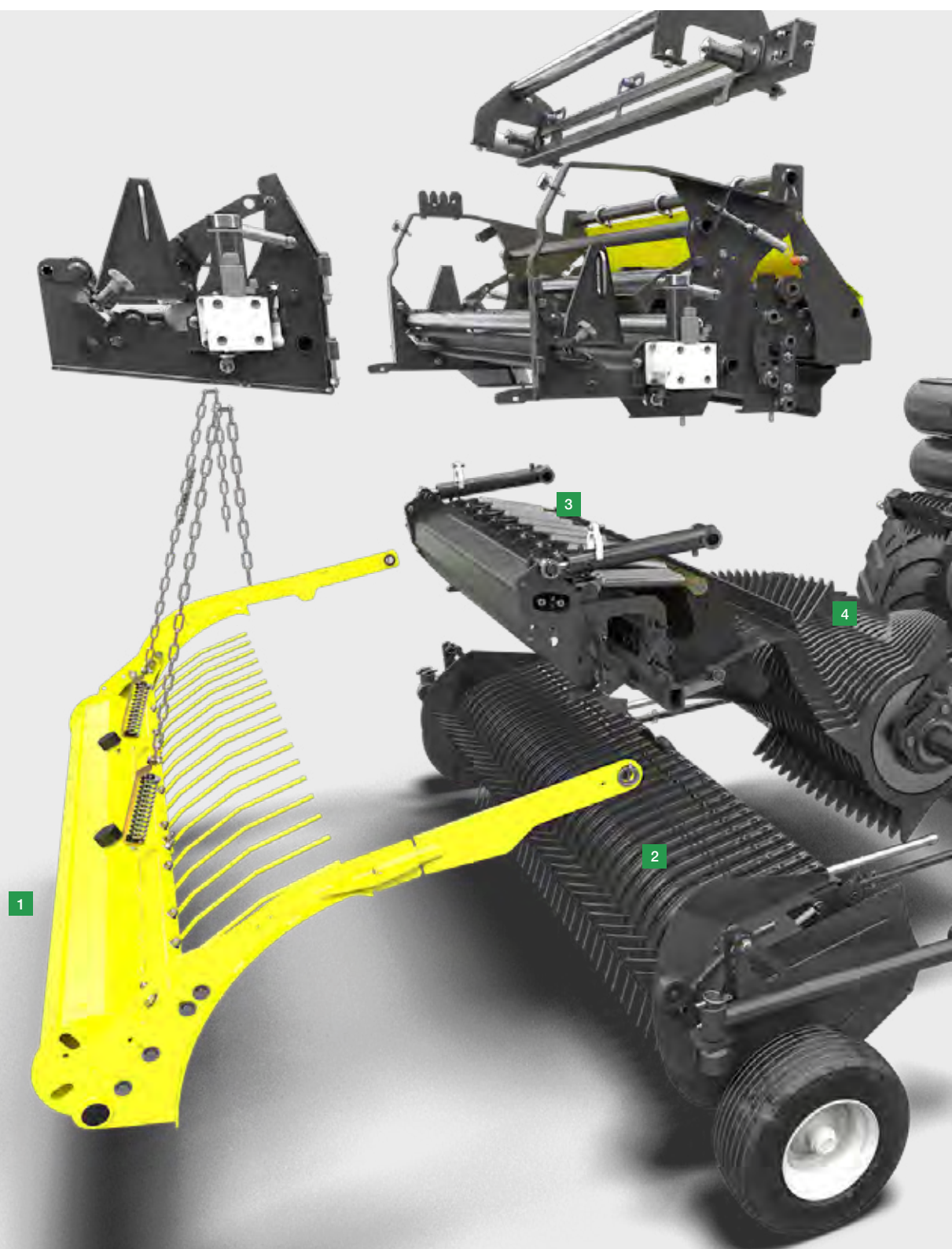
The 32 knives and top-mounted knife bank (you can change knives while standing) offer us a great advantage over other manufacturers' machines.

With the film & film binding, the bale is held together more securely, which also prevents air entering and ensures the best forage quality. In addition, the compact, stable bales are easier to handle during transport and storage and provide better protection against damage.

We mainly use the IMPRESS in silage and straw. We have also used it to chop barley straw with 32 knives and got some very positive feedback from our customers.”

Thomas & Josef Lustenberger  
Farmer and Contractor  
Seetal in Lucerne | Switzerland

# The highest forage quality



- 1 Swath roller
- 2 Pick-up
- 3 Chopping system
- 4 Rotor
- 5 Guide rotor



## The highest forage quality

With the IMPRESS you can achieve the best possible forage quality. The result is healthy, high-yield animals and clean, invigorated sward. This maximizes your long-term cost effectiveness.

### Swath roller

Ensures a uniform flow of forage

### Pick-up

Collects the food cleanly and gently

### Chopping system

Chops the crop evenly to up to 36 mm across the entire bale width

### Rotor

Draws the forage through the knives and feeds it tangentially into the baling chamber

### Guide rotor

Returns valuable leaf fractions to the flow of forage

### Film & film binding

Prevents the bale from expanding after wrapping

### Soft core control

Enables optimum baling pressure for all applications

# The highest forage quality



## Pick-up / Rotor

Perfect ground tracking thanks to 120 mm of freedom of movement on the IMPRESS pick-up. Thanks to cam track control of the 5 rows of tines, the pick-up can rotate more slowly so the forage is guided right up to the rotor. If there is contact with the ground, the tines sweep over the soil without digging in, so that less crude ash is absorbed.

The gentle guiding of the forage to the rotor combs out the material less to ensure better chopping quality. This gentle collection sequence also reduces disintegration and pick-up losses.

The rotor reliably draws in the forage, pulling the material through the knives to produce the highest chopping quality. With the IMPRESS, the forage is carried by the rotor and is not pushed over the rotor base. Thanks to the tangential flow of the crop, it is easily absorbed into the circumference of the bale as it rotates. The rotor does not have to force it into the bale. This conserves the forage and protects the machine.

## Guide rotor

The shorter the chopped length, the more brittle the material, and the higher the risk of disintegration losses inside the baling chamber. Material can escape between the rollers and the belts.


On the IMPRESS, however, this valuable material is collected at the front of the baling chamber, where it passes down a chute and back to the rotor to be fed into the flow of crop again. There is a removable floor plate to prevent the material from falling out from underneath.

Especially on the variable chamber models, losses are now reduced to an absolute minimum.



## Short chopped length right up to the edge

The theoretical chopped length of 36 mm is maintained over the entire width of the baling chamber right up to the edge. The bale can therefore be compacted more evenly. The chopped length of 36 mm is unique and delivers a quality of material previously only available on loader wagons. IMPRESS short-chop bales remain stable even with straw. The binding beyond the edge further stabilises the edges.



## Individual knife protection

A chopped length of 36 mm does not leave much room for foreign objects to pass. This makes an excellent individual knife protection system all the more important. The individual knife protection system on the IMPRESS reliably releases the knives only where necessary. All the other knives remain active to maintain the high chopping quality. The tripped knife returns to its initial position immediately after the foreign object has passed.

This system protects the knives against breakage and protects your cattle against injury.

## TWIN BLADE

Sharp knives deliver a clean and tidy, smooth chopping action. Simply reversing the knives gives you a sharp set again. The chopping quality remains constantly high as a result. A DURASTAR version is available for particularly stony areas. This is particularly wear-resistant.

## Optimum compaction

Working with silage, high compression densities of up to 180 kg DM/m<sup>3</sup> are common. When baling ventilated hay, however, a density of just 80 to 120 kg DM/m<sup>3</sup> is needed for ventilating the bales. While a soft core is formed by fixed chamber balers due to their design, the baling pressure can be infinitely adjusted in 3 zones on variable chamber models. This allows you to produce optimum bales with a low internal flow resistance under any conditions with all IMPRESS balers. The forage dries quickly and the nutritional value is retained.

# The highest forage quality



## Perfectly sealed

Using binding film prevents the bale from expanding when it leaves the baling chamber.

Depending on the number of layers of net applied and the type of net used, the bales can expand by up to 3 cm in diameter after ejection. This expansion corresponds to a volume of 70 litres with a bale diameter of 1.25 metres. The resulting additional volume allows air to enter the bale, which inhibits the fermentation process.

Binding film can be pre-stretched to a greater extent to prevent expansion. The density of the bale remains constant and no air can enter.

This provides optimum conditions for the fermentation process.

## All-round protection

The binding film, which is tightly stretched over the entire width and even over the edges, prevents shoulder formation and ensures the bale has tidy edges. This means that less air is trapped during the subsequent wrapping process, an additional guarantee for high forage quality.

Damage to the film enables oxygen to enter. At this point, yeasts lead to the development of mould.

Binding film significantly reduces this risk, as a more uniform number of layers is provided around the bale. This makes it less susceptible to damage from stubble, animals or during transport.






## Improved storage

The binding film provides better protection of the sensitive surface and keeps the bale perfectly in its cylindrical shape, which simplifies transport and storage. When stored upright, as recommended, pressure acts outwards, which additionally presses the film layers together. When the bale is opened, the film separates cleanly from the forage, even in frosty conditions.



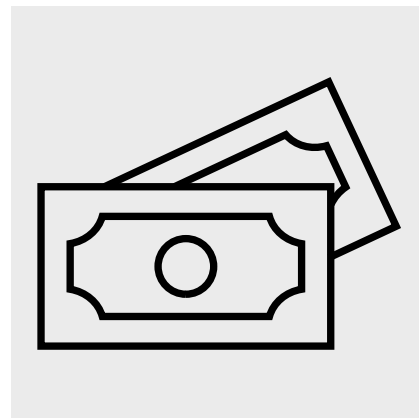
## Reliable

The film binding unit on the PÖTTINGER IMPRESS works with a tail binder. This ensures reliable feeding, reliable cropping and reliable handling of the film in all operating conditions. The wide stretch unit draws the film out to a width of up to 1,400 mm so that it extends over the bale edges. The braking force applied to the roll of film for pre-tensioning can be adjusted from the tractor cab. Likewise the number of layers, we recommend 4-5 layers.



## Sustainable

When using binding film in combination with stretch film to wrap silage bales, two identical types of film are applied on top of each other. This means that they no longer have to be separated for disposal. This not only makes your work easier, it also protects the environment. The waste film material can therefore be recycled much more easily and efficiently.



## Cost effective

By using binding film you increase your forage quality and in turn the performance of your livestock. The reduced expansion of the bales after wrapping keeps the bales in shape so that they require less storage space. Depending on the operating conditions, the number of layers of stretch film can be reduced by 2 during the wrapping process if the bale has been secured with 4 to 5 layers of binding film.

## Fixed chamber balers





# Fixed chamber balers



## Reliable technology

Fixed chamber balers are suitable for all operating conditions, but are particularly well-known for baling silage. Their robust design with 18 compression rollers ensures reliable bale rotation at the highest baling pressures and shortest chop lengths. The PRO achieves 36 mm when using all 32 knives, the MASTER 72 mm with 16 knives. The baling chamber is driven by 5/4" high strength simplex chains, equipped with automatic chain greasing and tensioning ensures durability and reliability. The tensioners have clear indicators for easy adjustment.

## Chamber configuration

The 1.20 x 1.25 m baling chamber has 18 chain-driven compression rollers. These include 4 starter rollers and 6 main compression rollers that are particularly robust with a wall thickness of 4.5 mm and have an active shape. The remaining 8 shaping rollers are weight-optimised with a wall thickness of 3.5 mm. All the rollers are mounted on large dimensioned 50 mm self-aligning bearings. The tailgate is hydraulically interlocked and determines the baling pressure.



## Solid equipment

All IMPRESS F balers are equipped with a 2.05 m wide, controlled floating pick-up. As an option, or as standard on PRO models, there is a 2.30 m pick-up. A movable conveyor floor is also provided as standard for the removal of blockages. The bale density and the net binding can be operated from the control terminal on all fixed chamber models.

## Exclusive PRO equipment

PRO stands for a 32-knife chopping system with a theoretical chopped length of 36 mm. In addition, the PRO has a 2.30 m wide floating pick-up. It can be equipped with a film binding unit and other convenient features that offer extensive automatic functions and can be controlled by ISOBUS if required.

## Fixed chamber balers



## IMPRESS 3130 F MASTER

### Standard equipment:

- Chamber\*: 1.20 x 1.25 m
- PTO speed 540 rpm
- Wide angle PTO shaft with cam-type clutch
- 2.05 m floating pick-up
- Crop swath roller
- 650 mm double tine rotor with 6 mm tines
- 16-knife (TWIN BLADE) chopping system
- EASY MOVE knife bank
- Mechanical knife group switching
- 18 compression rollers
- Net binding
- 2 spare wrap roll holders
- Automatic chain greasing
- Greasing points for grease lubrication
- SELECT CONTROL control terminal
- 380/55-17" tyres

### Automatic functions:

- Automatic net system (time)

### Power requirements:

- Motor: 59 kW / 80 hp
- PTO: 540 / 1000 rpm
- Hydraulic system 2 double-acting / 1 pressure-free return
- Electronics: 3-pin cob connector, 7-pin light connector

## IMPRESS 3130 F PRO

### Standard equipment:

- Chamber\*: 1.20 x 1.25 m
- PTO speed 1000 rpm
- Wide angle PTO shaft with cam-type clutch
- 2.30 m floating pick-up
- Crop swath roller
- 650 mm single tine rotor with 10 mm tines
- 32-knife (TWIN BLADE) chopping system
- EASY MOVE knife bank
- Mechanical knife group switching
- 18 compression rollers
- Net binding
- 2 spare wrap roll holders
- Automatic chain greasing
- Progressive distributor for greasing system
- ISOBUS-compatible without terminal
- 500/50-17" tyres

### Automatic functions:

- Automatic net system (time or speed\*\*)
- Automatic pick-up lift (binding or reversing)
- Automatic tailgate (semi or fully automatic\*\*)
- Automatic chopping system

### Power requirements:

- Motor: 74 kW / 100 hp
- PTO: 1000 rpm
- Hydraulic system Load sensing
- Electronics: ISOBUS connector, 7-pin light connector


\* Actual size may vary due to post-expansion of the bale.

\*\* Depends on equipment options

## Variable chamber balers







# Variable chamber balers



## For all operating conditions

The IMPRESS V MASTER and PRO are variable chamber balers that are designed for use in all crops. Thanks to the tangential flow of crop into the baling chamber the bale always starts reliably even with short-chopped dry straw or wet silage. These models have chopping systems with 16 or 32 knives.

The IMPRESS V has no chopping system and is specially designed for baling dry material.

## Chamber configuration

3 endless belts form the bale. They are always at the optimal tension thanks to 2 hydraulic belt tensioners. The pre-chamber system with 4 starter rollers ensures a reliable start to each bale. The belts are kept clean by cleaning rollers and scrapers. In addition, the belts are guided to prevent sideways movement.

The belt speed is matched to all crops.

# IMPRESS 3160 V / 3190 V



## Solid equipment

All IMPRESS V balers are equipped with a 2.05 m wide, controlled floating pick-up.

As an option, or as standard on PRO models, there is a 2.30 m pick-up. A movable conveyor floor is also provided as standard for the removal of blockages. The bale density, 3-zone soft core system, bale diameter and the net binding can be operated from the control terminal on all V models.

## Exclusive PRO equipment

PRO stands for a 32-knife chopping system with a theoretical chopped length of 36 mm. In addition, the PRO models have a 2.30 m wide floating pick-up. It can be equipped with a film binding unit and other convenient features that offer extensive automatic functions and can be controlled by ISOBUS if required.

## Variable chamber balers



# IMPRESS 3160 V / 3190 V

## IMPRESS V

### Standard equipment:

- Chamber\*:  
3160 V: 1.20 x 0.80 – 1.55 m  
3190 V: 1.20 x 0.90 – 1.85 m
- PTO speed 540 rpm
- Wide angle PTO shaft with cam-type clutch
- 2.05 m floating pick-up
- Crop swath roller
- 650 mm feed rotor with 10 mm tines
- No chopping system
- 3 endless belts
- Increased belt speed
- Soft core control
- Net binding
- 2 spare wrap roll holders
- Automatic chain greasing
- Greasing points for grease lubrication
- SELECT CONTROL control terminal
- 380/55-17" tyres

### Automatic functions:

- Automatic net system (time)

### Power requirements:

- Motor: 52 kW / 75 hp
- PTO: 540 / 1000 rpm
- Hydraulic system 1 single / 1 double / 1 pressure-free return
- Electronics: 3-pin cob connector, 7-pin light connector

## IMPRESS V MASTER

### Standard equipment:

- Chamber\*:  
3160 V: 1.20 x 0.80 – 1.55 m  
3190 V: 1.20 x 0.90 – 1.85 m
- PTO speed 540 rpm
- Wide angle PTO shaft with cam-type clutch
- 2.05 m floating pick-up
- Crop swath roller
- 650 mm double tine rotor with 6 mm tines
- 16-knife (TWIN BLADE) chopping system
- EASY MOVE knife bank
- Mechanical knife group switching
- 3 endless belts
- Soft core control
- Net binding
- 2 spare wrap roll holders
- Automatic chain greasing
- Greasing points for grease lubrication
- SELECT CONTROL control terminal
- 380/55-17" tyres

### Automatic functions:

- Automatic net system (time)

### Power requirements:

- Motor: 59 kW / 80 hp
- PTO: 540 / 1000 rpm
- Hydraulic system 1 single / 2 double / 1 pressure-free return
- Electronics: 3-pin cob connector, 7-pin light connector

## IMPRESS V PRO

### Standard equipment:

- Chamber\*:  
3160 V: 1.20 x 0.80 – 1.55 m  
3190 V: 1.20 x 0.90 – 1.85 m
- PTO speed 1000 rpm
- Wide angle PTO shaft with cam-type clutch
- 2.3 m floating pick-up
- Crop swath roller
- 650 mm single tine rotor with 10 mm tines
- 32-knife (TWIN BLADE) chopping system
- EASY MOVE knife bank
- Mechanical knife group switching
- 3 endless belts
- Soft core control
- Net binding
- 2 spare wrap roll holders
- Automatic chain greasing
- Progressive distributor for greasing system
- ISOBUS-compatible without terminal
- 500/50-17" tyres

### Automatic functions:

- Automatic net system (time or speed\*\*)
- Automatic pick-up lift (binding or reversing)
- Automatic tailgate (semi or fully automatic\*\*)
- Bale catcher\*\*
- Automatic chopping system

### Power requirements:

- Motor: 74 kW / 100 hp
- PTO: 1000 rpm
- Hydraulic system Load sensing
- Electronics: ISOBUS connector, 7-pin light connector



\* Actual size may vary due to post-expansion of the bale.

\*\* Depends on equipment options

## Baler & wrapper combinations





# Baler & wrapper combinations



## Reliability

Farmers and contractors have to be able to count on the reliability of their machinery. Any equipment downtime can quickly cause major costs.

The IMPRESS FC / VC PRO are designed for reliability. The controlled floating pick-up collects all the crop cleanly, even in difficult terrain, and transfers it to the rotor. This conveys it overhead, tangentially into the baling chamber. A reliable bale start is always guaranteed, even when using all 32 knives. The bale is bound reliably with net or binding film. The baler & wrapper combination ensures reliable bale transfer even when working on steep inclines.

## Versatile applications

Operating conditions change constantly. We can influence the crop, but not the weather. The IMPRESS baler & wrapper combination, however, can be adapted to any situation.

The IMPRESS FC / VC PRO is equipped with knife group switching that allows the number of knives to be quickly adjusted. Hydraulically, if you so wish.

The soft core system on the variable chamber models allows you to compact any bale material perfectly: no matter whether it is rock hard silage and straw bales or airy in the core for hay ventilation. Dry material bales can simply be loaded continuously through the wrapper platform or deposited in pairs. Wrapped bales can also be turned if required; on the IMPRESS the bale turner can be controlled from the cab.





## Convenience

Increased operating convenience gets you through the day more easily. Enhanced safety features provide ergonomics and protection.

Because you can change the knives while standing upright, outside the baling chamber, both criteria are fulfilled. The EASY MOVE pull-out knife bank is unique.

Thanks to numerous automatic functions, you only have to concentrate on one thing: driving.

The pick-up, binding unit, tailgate, bale transfer and placement can all be operated automatically if required. So you stay efficient even on long working days in the field.

When it gets dark, a lighting package makes it easier for you to change the binding and wrapping materials. The optional handling device, a pivoting film magazine and wrap pre-stretch units that can be reached from the ground, allow you to work with a comfortable posture. The high-speed safety shut-off on the bale wrapper protects you in case of inadvertent operator errors.

## The highest forage quality

The forage is highly compacted by the IMPRESS. Good chopping quality helps to achieve this. The TWIN BLADE reversible knives can be turned once before they need to be removed and sharpened. An individual knife protection system protects them from breakage and your animals from swallowing metal splinters. The short chopped length of 36 mm over the entire width of the bale makes the bales even more compact. The optional film & film binding prevents post expansion of the bales following ejection. The bale density remains high and oxygen pockets are avoided. Because the bale is wrapped immediately after baling, this ensures the best conditions, a rapid reduction in the pH value and in turn an optimum fermentation process.

This can only be achieved with the IMPRESS FC / VC PRO.

# Baler & wrapper combinations



- 1 Wrapper platform
- 2 Wrapping arm
- 3 Safety shut-off bar
- 4 Film pre-stretch unit
- 5 Cutting/clamping device

## Unique wrapping system

A baler that can be used for so many different applications needs a matching bale wrapper. The capability of a machine to work on steep inclines is also defined by its low centre of gravity. Driving the wrapping arm from below is the logical consequence. Different bale diameters, high throughput and flexible storage are just a few of the other requirements that were taken into account during the design phase.

## Transfer unit

Reliable transfer even on slopes

## Wrapper platform

Unique compact design with a low centre of gravity

## Wrapping arm

Robust, smooth running and low vibration

## Safety shut-off bar

Protects the operator and the machine

## Wrap pre-stretch unit

70 % pre-stretching (optional 50%)

## Cutting/clamping device

Reliable and dependable

## Camera monitoring

Everything in view



# Baler & wrapper combinations



## Reliable transfer

Transferring the bale between the baler and wrapper must function smoothly in all operating conditions regardless of the size and weight of bale. Steep terrain is a constant challenge for these systems. With the linear bale transfer carriage, bales of all types are transferred safely on slopes of up to 40 %. Guide bars on the sides prevent the bale from twisting and tilting. The wrapper platform tilts towards the transfer arm to facilitate the transfer and to avoid the bale rolling over the platform when driving uphill. To deposit the bale, it tilts right down to the ground. This protects the bale and film and enables controlled bale placement on slopes. An optional slope mode controls the operating speeds depending on the inclination of the machine.

## Wrapping on demand - reliable and fast

The wrapping arm is driven and controlled from below to keep the centre of gravity of the machine low. In addition, it reduces vibrations, which can cause the wrapping film to tear. Large diameter bales can pass over the wrapping platform without any problems, as there is no upper clearance limit. Bales between 1.10 and 1.50 metres in diameter can be wrapped. The adjustment to the size of bale is done conveniently and steplessly on the film carrier. A laser-cut scale helps you to do this.

The pre-stretching unit works with 70 % or optionally with 50 % pre-stretching.

Rotating at up to 36 rpm, the wrapper always works faster than the baler.

The safety shut-off bars detect a possible collision before it happens. The delay before switching back on complies with the latest legal regulations.



## Wrap tear monitor

Wrapping film does sometimes tear. The machine detects the tear and automatically reduces the bale rotation speed so that the correct number of layers can still be applied with only one roll of film. This function can also be used to use up the second roll of wrapping film when one roll runs out of film, so that the rolls can then be changed together. Wrap tear monitoring reduces unnecessary downtime and makes work a lot easier. The wrapper stops automatically if both rolls tear or have run out of film.



## Cutting and clamping device

Reliable cutting and clamping of the film ends after completion of the wrapping process saves having to leave the cab and reduces driver fatigue. Regardless of the bale diameter, the IMPRESS cutting and clamping device bundles and crops the film cleanly and tidily. If a film tears during the wrapping process or if a new roll of film is inserted, a clamping lug saves having to tie the film to the bale. Simply insert the end of the new film and off you go.

## Film magazine

On the IMPRESS FC / VC PRO there are two film magazines with 6 film roll holders each. Underneath there is space for 1 roll of binding material or 2 more rolls of wrapping film. When equipped with the second roll holder for binding material, a maximum of 4 or 6 rolls of binding material and a maximum of 14 or 18 rolls of wrapping film can be carried. That's enough for a long day in the field.

## Rear-mounted controls

Controls are fitted to the rear of the machine as standard to operate all the functions of the wrapper from the ground. In addition, the film magazines can be folded downwards. The control keys are backlit in case it is dark.

# Baler & wrapper combinations



## Lighting

The IMPRESS FC and VC models have a floodlight on the wrapper as standard.

An optional LED lighting package makes working in the dark even more convenient.

The LED lighting package adds another floodlight to the wrapper. An additional LED strip illuminates the pick-up and rotor area.

Additional lights under the covers of the binding unit as well as the film magazines help when changing the binding material and wrapping film.

LED strips are mounted under the baler panels for maintenance and cleaning.

## Tandem chassis

The design of baler & wrapper combinations gives them a higher operating weight. Depending on the situation in the field, this can increase significantly due to the weight of bales in the baling chamber and on the wrapper. Conserving the soil at the same time can only be guaranteed by a tandem chassis with large tyres. 520/55 R 22.5" tyres are fitted to the tandem chassis as standard. Depending on the regulations in each country, tyres up to 710/40 R 22.5" can be fitted. Tandem chassis also offer directional stability on steep terrain and a smooth ride during road transport.



## Extra turn mode

By giving the bale extra turns, the air between the layers of film is pressed out. This increases puncture resistance and ensures a perfect air seal.

Loose film ends are avoided so they do not disturb during transport and storage.

Before starting the wrapping process, the wrapper can rotate the bale to make sure the binding film tail is secured (if film & film binding is being used).



## Bale turner

Stubble and stones can puncture the film on silage bales. The flat faces of the bales are much better protected because they have a much higher number of layers. Using the integrated bale turner, the bale can be placed face-down on the ground.

On slopes, the bale turner can be deactivated at the touch of a button.

This allows you to react quickly to operating conditions - a feature that is unique to IMPRESS balers.

## Bale landing mat

The bale can be offered additional protection by using a bale landing mat during ejection. The mat protects the bale wrapping film against puncturing. The bale can then gently roll into the stubble.

If the mat is not needed, it can be rolled up quickly and easily.

## Double placement

If the bale wrapper is not in use, it can be used to buffer bales. When baling dry material such as hay and straw, the wrapper can carry the bale until the next bale is finished. Then both bales can be deposited one after the other. This saves time recovering them from the field later on.

## Baler & wrapper combinations





## IMPRESS 3130 FC PRO

### Standard equipment:

- Chamber\*: 1.20 x 1.25 m
- Wrapping diameter: 1.25 - 1.35 m
- PTO speed 1000 rpm
- Wide angle PTO shaft with cam-type clutch
- 2.30 m floating pick-up
- Crop swath roller
- 650 mm single tine rotor with 10 mm tines
- 32-knife (TWIN BLADE) chopping system
- EASY MOVE knife bank
- Mechanical knife group switching
- 18 compression rollers
- Net binding
- 2 spare wrap roll holders
- Automatic chain greasing
- Progressive distributor for greasing system
- Camera monitoring
- ISOBUS-compatible without terminal
- Tandem axle chassis
- Air brake system
- Tyres 520/55 R 22.5"
- Film magazine 12 + 4 rolls hydraulic folding

### Automatic functions:

- Automatic net system (time or speed)
- Automatic pick-up lift (binding or reversing)
- Automatic transfer and wrapping
- Automatic chopping system
- Double bale placing
- Slope mode (optional)

### Power requirements:

- Motor: 96 kW / 130 hp
- PTO: 1000 rpm
- Hydraulic system Load sensing
- Electronics: ISOBUS connector, 7-pin light connector

## IMPRESS 3160 VC PRO

### Standard equipment:

- Chamber\*: 1.20 x 0.80 – 1.55 m
- Wrapping diameter: 1.10 - 1.50 m
- PTO speed 1000 rpm
- Wide angle PTO shaft with cam-type clutch
- 2.30 m floating pick-up
- Crop swath roller
- 650 mm single tine rotor with 10 mm tines
- 32-knife (TWIN BLADE) chopping system
- EASY MOVE knife bank
- Mechanical knife group switching
- 3 endless belts
- Soft core control
- Net binding
- 2 spare wrap roll holders
- Automatic chain greasing
- Progressive distributor for greasing system
- Camera monitoring
- ISOBUS-compatible without terminal
- Tandem axle chassis
- Air brake system
- Tyres 520/55 R 22.5"
- Height adjustable wrap pre-stretch unit
- Film magazine 12 + 4 rolls hydraulic folding

### Automatic functions:

- Automatic net system (time or speed)
- Automatic pick-up lift (binding or reversing)
- Automatic transfer and wrapping
- Automatic chopping system
- Double bale placing
- Slope mode (optional)

### Power requirements:

- Motor: 96 kW / 130 hp
- PTO: 1000 rpm
- Hydraulic system Load sensing
- Electronics: ISOBUS connector, 7-pin light connector

## IMPRESS 3190 VC PRO

### Standard equipment:

- Chamber\*: 1.20 x 0.90 – 1.85 m
- Wrapping diameter: 1.10 - 1.50 m
- PTO speed 1000 rpm
- Wide angle PTO shaft with cam-type clutch
- 2.30 m floating pick-up
- Crop swath roller
- 650 mm single tine rotor with 10 mm tines
- 32-knife (TWIN BLADE) chopping system
- EASY MOVE knife bank
- Mechanical knife group switching
- 3 endless belts
- Soft core control
- Net binding
- 2 spare wrap roll holders
- Automatic chain greasing
- Progressive distributor for greasing system
- Camera monitoring
- ISOBUS-compatible without terminal
- Tandem axle chassis
- Air brake system
- Tyres 520/55 R 22.5"
- Height adjustable wrap pre-stretch unit
- Film magazine 12 + 4 rolls hydraulic folding

### Automatic functions:

- Automatic net system (time or speed\*\*)
- Automatic pick-up lift (binding or reversing)
- Automatic transfer and wrapping
- Automatic chopping system
- Double bale placing
- Slope mode\*\*

### Power requirements:

- Motor: 111 kW / 150 hp
- PTO: 1000 rpm
- Hydraulic system Load sensing
- Electronics: ISOBUS connector, 7-pin light connector

\* Actual size may vary due to post-expansion of the bale.

\*\* Depends on equipment options

# ISOBUS terminal and intelligent operation



## A shared language

How machine and tractor communicate, even if they are from different manufacturers

Communicating in a common language is what stands behind the term ISOBUS. The need for this stemmed from the fact that each agricultural machinery manufacturer originally developed its own electronics solution. This was an obstacle for any farmer whose machinery consists of equipment from different manufacturers. ISOBUS refers to the standardised communication system between tractor and implement using standardised hardware and software that is not limited to a single manufacturer: This really makes your daily work a great deal easier.

## More convenience using ISOBUS

ISOBUS eliminates isolated solutions by establishing a standardised, compatible connection between tractor and implement, which should work with all combinations using plug and play: Simply plug the ISOBUS plug into the ISOBUS socket and you are ready to go. A single ISOBUS terminal replaces the large number of implement-specific terminals inside the tractor cab.

Source: [www.aef-online.org](http://www.aef-online.org)

## The right solution for every requirement

A modern ISOBUS system consists of various components, including tractor, terminal and implement. v This is where the ISOBUS functions come into play. ISOBUS functions are independent modules or building blocks within the ISOBUS system. These work as soon as they are included in all the components involved.

# Digital agricultural technology



## SELECT CONTROL

On IMPRESS V, V and F MASTER models.

With the electronic preselect system SELECT CONTROL, the functions of the machines to be operated can be preselected and then carried out using the tractor's spool valves.



## POWER CONTROL – electronic control system

Optional on IMPRESS PRO models

The new entry-level POWER CONTROL terminal can be used to operate a wide selection of ISOBUS-capable machines made by PÖTTINGER. The most important feature is the keys that are printed with the relevant machine functions to ensure intuitive operation for both experienced and newbie drivers.

More functions can be controlled and user inputs made using the 5" colour touch display. Optimised for day and night operation, the display also provides clear information on the operating status of the machine.



## EXPERT 75 ISOBUS terminal

Optional on IMPRESS PRO models

The compact 5.6" EXPERT 75 ISOBUS terminal can be operated both directly via the touchscreen and using keys or a scroll wheel. Safe one-hand operation is supported by the grip bar. The ambient light sensor and the illumination of the function keys ensure convenient handling even at night.



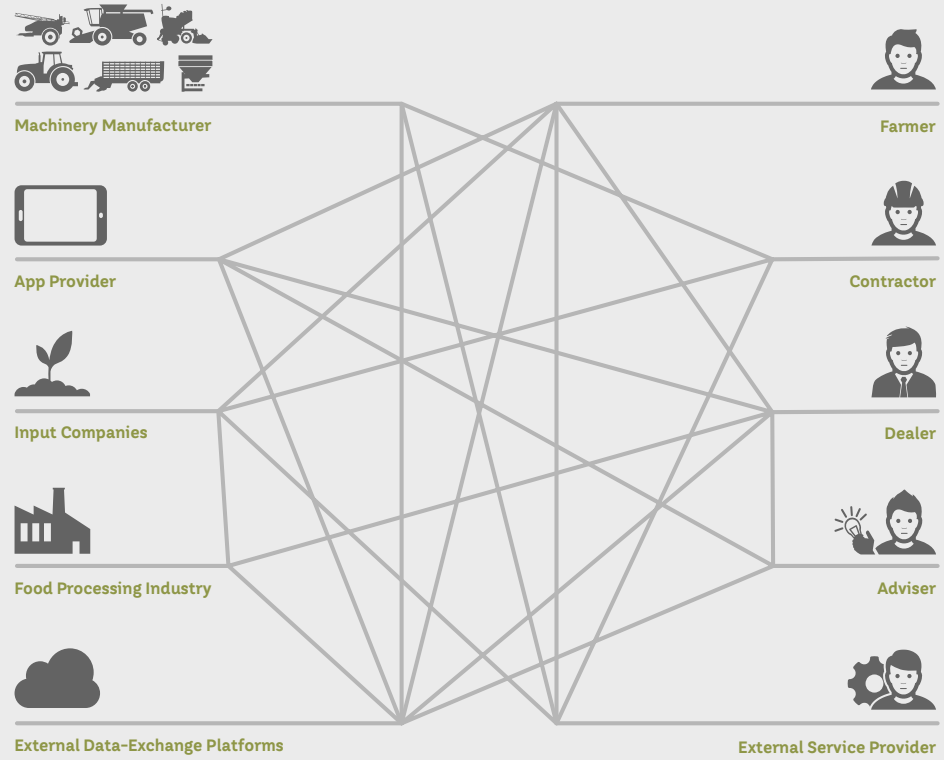
## CCI 1200 ISOBUS terminal

Optional on IMPRESS PRO models

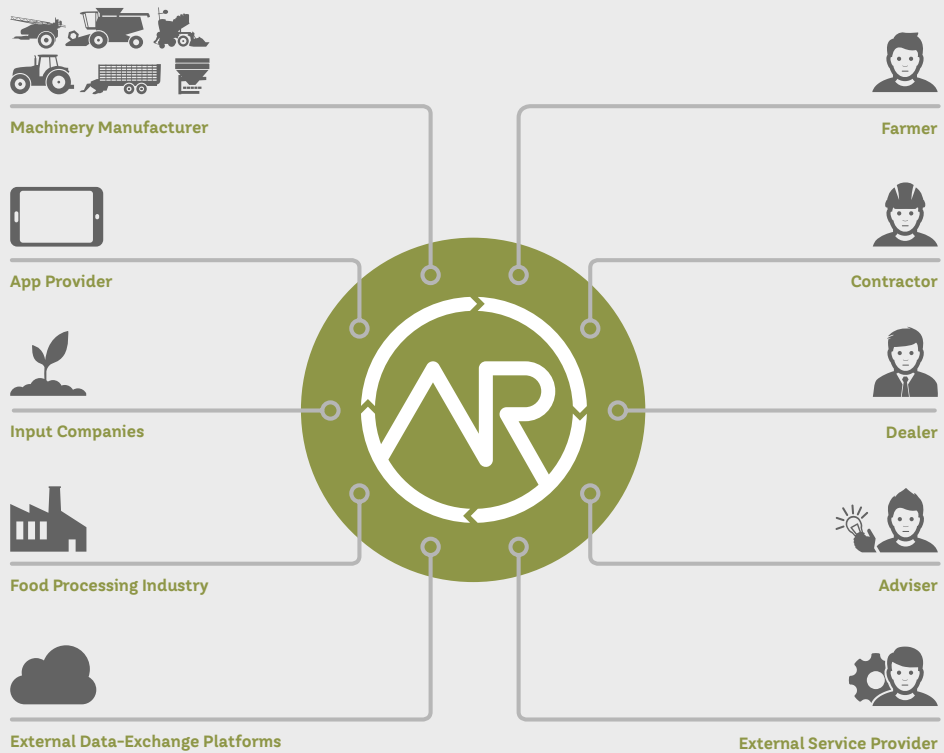
The new 12" CCI 1200 ISOBUS terminal offers the professional farmer a comprehensive function package. The terminal is operated like a tablet using a touchscreen. Navigation is kept simple so you find what you need with just a few taps. The terminal has a camera port. The integrated ambient light sensor automatically adjusts the brightness of the display.

# Manufacturer-independent, wireless data exchange

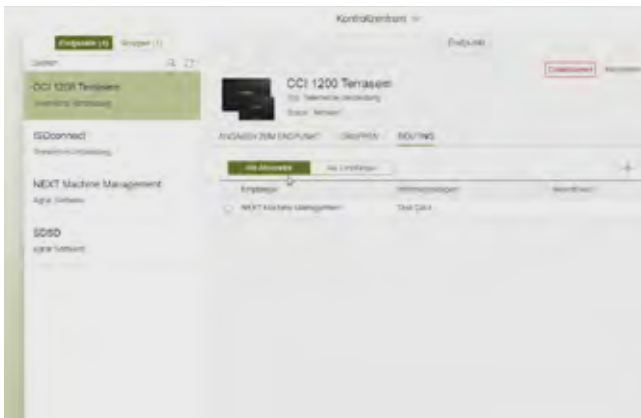
Without agrirouter



With agrirouter



Thanks to the ISOBUS standard, machines from different manufacturers can easily communicate and exchange data with each other. In order to use this data once work has been completed, it makes sense to import it into a farm management system and evaluate it for documentation purposes. While data transfer between agricultural machines from different manufacturers is now straightforward, it has still been difficult to transfer data between machines and software products from different suppliers. This was due to a lack of standards - until now. That is why various agricultural equipment manufacturers, including PÖTTINGER, have joined forces to develop the agrirouter. The agrirouter enables manufacturer-independent, wireless data exchange between machines and agricultural software whilst reducing the number of communication interfaces to a minimum.



## agrirouter - the "data forwarding service"

The agrirouter is a web-based data exchange platform. A free account can be used to send data such as jobs from your field indexing software directly to the CCI 1200 terminal in the tractor. This can also be carried out in the reverse direction by sending machine-related data directly to your farm PC.

### Transparency

You define the routes on which the agrirouter transports your data.

### Data security

agrirouter does not store any data - you retain full control.

## We are ready for agrirouter

You can use the agrirouter for sowing technology in conjunction with our VITASEM and AEROSEM with electric metering drives and TERRASEM seed drills. In the harvesting sector, our ISOBUS-compatible balers (IMPRESS PRO) and loader wagons (FARO, EUROPROFI, TORRO and JUMBO) can be connected to agrirouter.

These machines are able to document and make available data that is meaningful in terms of the work carried out. This data can be sent wirelessly from the tractor to the office as a standardised ISO-XML file using the CCI 1200 terminal. Likewise, you can send jobs wirelessly from your farm management system to the CCI 1200 terminal in the tractor. You no longer need a USB drive for data transfer. Even a machine fleet from a variety of manufacturers poses no problem for data transfer via agrirouter, provided the respective manufacturer is a member of the agrirouter consortium.

More information can be found at [www.my-agrirouter.com](http://www.my-agrirouter.com)


# Accessories



**POWER CONTROL**



**EXPERT 75 /  
CCI 1200**  
ISOBUS Terminal



**Camera / monitor**



**Net or film & film  
binding**



**Net or film &  
film binding  
with second roll  
mounting**

IMPRESS V	-	- / -	<input type="checkbox"/>	-	-
IMPRESS F / V MASTER	-	- / -	<input type="checkbox"/>	-	-
IMPRESS F / V PRO	<input type="checkbox"/>	<input type="checkbox"/> / <input type="checkbox"/>	<input type="checkbox"/>	<input type="checkbox"/>	<input type="checkbox"/>
IMPRESS FC / VC PRO	<input type="checkbox"/>	<input type="checkbox"/> / <input type="checkbox"/>	<input type="checkbox"/>	<input type="checkbox"/>	<input type="checkbox"/>

**Pick-up 2.30 m**

**Bale kicker**

**Bale landing mat**

**Slope mode**

**Bale catcher\***


IMPRESS V	<input type="checkbox"/>	<input type="checkbox"/>	-	-	-
IMPRESS F / V MASTER	<input type="checkbox"/>	<input type="checkbox"/>	-	-	-
IMPRESS F / V PRO	■	<input type="checkbox"/>	-	-	<input type="checkbox"/> *
IMPRESS FC / VC PRO	■	-	<input type="checkbox"/>	<input type="checkbox"/>	-

\*) country-specific or model-related restrictions

## More equipment options

- LED lighting package\*
- Loading arm for roll of wrap/net
- Automatic greasing system\*
- Single knife TWIN BLADE
- Single knife DURASTAR
- High drawbar: Rigid towing eye 40 mm or rotating towing eye 50 mm
- Extension for high drawbar (120 mm)
- Low drawbar: Rigid towing eye 40 mm, ball hitch 80 mm, rotating towing eye 50 mm, USA clevis pin rotatable, ball joint towing eye 42 mm
- Extension for low drawbar (70 mm)
- Hydraulic brakes\*
- Flashing beacon

# Often ordered together



**Moisture sensor**

**Hydraulic knife pre-selection**

**Hydraulic parallel lift drawbar (dampened)**

**Tandem axle**

**Compressed air hose reel**

**Bale turner reel**

-	-	-	<input type="checkbox"/>	<input type="checkbox"/>	-
-	-	-	<input type="checkbox"/>	<input type="checkbox"/>	-
<input type="checkbox"/>	<input type="checkbox"/>	<input type="checkbox"/>	<input type="checkbox"/>	<input type="checkbox"/>	-
<input type="checkbox"/>	<input type="checkbox"/>	<input type="checkbox"/>	<input checked="" type="checkbox"/>	<input type="checkbox"/>	<input type="checkbox"/>

**Tyres 500/50-17"**

**Tyres 520/50 R 17"**

**Tyres 500/60 R 22.5"**

**Tyres 520/55 R 22.5"**

**Tyres 620/40 R 22.5"\***


**Tyres 710/40 R 22.5"\***

<input type="checkbox"/>	<input type="checkbox"/>	<input type="checkbox"/>	<input type="checkbox"/>	<input type="checkbox"/>	-
<input type="checkbox"/>	<input type="checkbox"/>	<input type="checkbox"/>	<input type="checkbox"/>	<input type="checkbox"/>	-
<input checked="" type="checkbox"/>	<input type="checkbox"/>	<input type="checkbox"/>	<input type="checkbox"/>	<input type="checkbox"/>	-
-	-	<input type="checkbox"/>	<input checked="" type="checkbox"/>	<input type="checkbox"/>	<input type="checkbox"/>

**Configure your own machine.**

■ = Standard, □ = Optional

# Technical data



## Fixed chamber round balers

	Bale diameter	Power requirement from	Pick-up width	Operation	Knives / knife spacing
IMPRESS 3130 F MASTER	1.30 m	59 kW / 80 hp	2.05 m	SELECT CONTROL	16 / 72 mm
IMPRESS 3130 F PRO	1.30 m	74 kW / 100 hp	2.30 m	ISOBUS	32 / 36 mm



## Variable chamber balers

IMPRESS 3160 V	0.80 - 1.55 m	52 kW / 75 hp	2.05 m	SELECT CONTROL	-
IMPRESS 3160 V MASTER	0.80 - 1.55 m	59 kW / 80 hp	2.05 m	SELECT CONTROL	16 / 72 mm
IMPRESS 3160 V PRO	0.80 - 1.55 m	74 kW / 100 hp	2.30 m	ISOBUS	32 / 36 mm
IMPRESS 3190 V	0.90 - 1.85 m	52 kW / 75 hp	2.05 m	SELECT CONTROL	-
IMPRESS 3190 V MASTER	0.90 - 1.85 m	59 kW / 80 hp	2.05 m	SELECT CONTROL	16 / 72 mm
IMPRESS 3190 V PRO	0.90 - 1.85 m	74 kW / 100 hp	2.30 m	ISOBUS	32 / 36 mm



## Baler & wrapper combinations

	Bale diameter	Wrapper diameter	Power requirement from	Pick-up width	Hydraulic power required
IMPRESS 3130 FC PRO	1.30 m	1.30 m	96 kW / 130 hp	2.30 m	60 l/min, 180 bar
IMPRESS 3160 VC PRO	0.80 - 1.55 m	1.10 - 1.50 m	96 kW / 130 hp	2.30 m	60 l/min, 180 bar
IMPRESS 3190 VC PRO	0.90 - 1.85 m	1.10 - 1.50 m	111 kW / 150 hp	2.30 m	60 l/min, 180 bar



<b>Tractor PTO speed</b>	<b>Length</b>	<b>Outside width</b>	<b>Height</b>	<b>Tyres Standard</b>	<b>Weight</b>
540 rpm	4657 mm	2620 mm	2545 mm	380/55-17"	4600 kg
1000 rpm	4657 mm	2830 mm	2545 mm	500/50-17"	4850 kg

540 rpm	4897 mm	2620 mm	2825 mm	380/55-17"	4500 kg
540 rpm	4897 mm	2620 mm	2825 mm	380/55-17"	4750 kg
1000 rpm	4897 mm	2830 mm	2825 mm	500/50-17"	5000 kg
540 rpm	5107 mm	2620 mm	3100 mm	380/55-17"	4600 kg
540 rpm	5107 mm	2620 mm	3100 mm	380/55-17"	4850 kg
1000 rpm	5107 mm	2830 mm	3100 mm	500/50-17"	5100 kg

<b>Double wrapper arm</b>	<b>Length</b>	<b>Outside width</b>	<b>Height</b>	<b>Tyres Standard</b>	<b>Weight</b>
36 rpm	7240 mm	2890 mm	2550 mm	520/55 R 22.5"	7600 kg
36 rpm	7240 mm	2890 mm	2825 mm	520/55 R 22.5"	7700 kg
36 rpm	7240 mm	2890 mm	3100 mm	520/55 R 22.5"	7900 kg



## MyPÖTTINGER – it's easy. Anytime. Anywhere.

NEW STARTING 17/11/2021

### Benefit from numerous advantages

MyPÖTTINGER is our customer portal that provides you with key information about your PÖTTINGER machines.

Get specific information and useful tips on your PÖTTINGER machines in "My machines". And find out more about the PÖTTINGER product range.

### My machines

Add your PÖTTINGER machinery to "My machines" and assign a name. You will receive valuable information such as: useful tips on your machine, operating instructions, spare parts lists, maintenance information, as well as all the technical details and documentation.

### Info on the product range

MyPÖTTINGER provides you with machine-specific information for all machines built starting 1997.

Scan the QR code on the machine's data plate with a smartphone or tablet or go to [www.mypoettinger.com](http://www.mypoettinger.com) and enter the machine number from the comfort of your own home. You will immediately receive all the information on your machine, such as: instruction manuals, equipment options information, brochures, photos and videos.

# ORIGINAL PARTS



CLASSIC

**DURASTAR**

**DURASTAR PLUS**

## Rely on the original

PÖTTINGER Original Parts meet the highest demands in terms of functionality, reliability and performance. These are characteristics that PÖTTINGER is committed to delivering.

That is why we manufacture PÖTTINGER Original Parts from the highest quality materials. We ideally match each individual spare part and wear part to your machinery's overall system. This is because different soil and operating conditions often need to be taken into consideration.

We have been listening to our customers and now offer three different lines - CLASSIC, DURASTAR and DURASTAR PLUS - to make sure you have the right part to meet every requirement. Original parts are worth every cent, because know-how cannot be copied.

## Your advantages

- Immediate and long-term availability.
- Maximum durability thanks to innovative production processes and the use of the highest quality materials.
- Avoidance of malfunctions due to a perfect fit.
- The best working results thanks to optimum match to the overall system of the machine.
- Save time and costs thanks to longer replacement intervals on wear parts.
- Comprehensive quality testing.
- Ongoing advancement through research and development.
- Worldwide spare parts supply.
- Attractive, competitive prices for all spare parts.

## Wear parts

The CLASSIC line is for standard duty applications. With these ORIGINAL INSIDE parts we have defined the benchmark for quality, best price/performance ratio and reliability.

DURASTAR is the innovation on the wear components market - durable, high quality, productive and reliable.

Are you used to putting your machines to work in the most extreme conditions? Then the DURASTAR PLUS line is the right choice for you.



## More Success with PÖTTINGER

- A family-owned company since 1871  
Your reliable partner
- Specialist for arable and grassland
- Future-safe innovation for outstanding working results
- Roots in Austria - at home throughout the world

## Harvest quality

- Healthy soil is a prerequisite for optimising your yield. We support you in achieving this with our machines.
- A clean, tasty basic ration is the foundation for an efficient dairy business. From mowing through to harvesting, we help you have a positive influence on the quality of your forage.
- Trust in PÖTTINGER. Harvest success.

## Ask for more information:

### **PÖTTINGER Landtechnik GmbH**

Industriegelände 1  
4710 Grieskirchen  
Austria  
Phone +43 7248 600-0  
info@poettinger.at  
www.poettinger.at

### **Alois PÖTTINGER UK Ltd.**

15 St Marks Road, Corby  
Northamptonshire,  
NN18 8AN  
United Kingdom  
Phone + 44 1536 272 220  
info@pottinger.uk  
www.pottinger.uk

### **POETTINGER Canada Inc.**

460 Rue Robinson Sud  
Granby, QC, J2G 7N6  
Canada  
Phone +1 450 372 5595  
Fax +1 866 417 1683  
info@poettinger.ca  
www.poettinger.ca

### **POETTINGER US, Inc.**

393 Pilot Drive  
Valparaiso, IN 46383  
USA  
Phone +1 219 510 5534  
Fax + 1 219 707 5412  
info@poettinger.us  
www.poettinger.us

### **PÖTTINGER Australia PTY LTD**

11 Efficient Drive  
Truganina VIC 3029  
Australia  
Phone +61 3 8353 2770  
info@poettinger.com.au  
www.poettinger.com.au

### **POETTINGER Ireland Ltd.**

Glenaleamy, Powerstown Road,  
Clonmel, Co. Tipperary  
Ireland  
Phone +353 52 6125766  
info@poettinger.ie  
www.poettinger.ie

### **Importer for New Zealand:**

**Origin Agroup**  
PO Box 673, 57 Hautapu Road  
Cambridge  
New Zealand  
Phone +64 7 823 7582  
info@originagroup.co.nz  
www.originagroup.co.nz

### **Importer for South Africa:**

**VALTRAC**  
Cnr. Water & Buiten Street  
9585 Parys  
South Africa  
Phone +27 56 817 7338 7308  
wynn@valtrac.co.za  
www.valtrac.co.za